


SRA Diversity Results Summary 2023

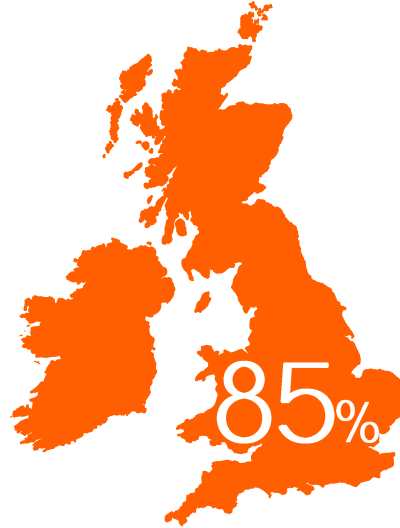


99.64%
Almost everyone surveyed identifies their gender to be the same sex they were registered at birth



5.71% There are a population of people who consider themselves to have a disability according to the definition in the Equality Act 2010, with 5.71% people saying 'yes' to this question

6.81% 6.81% said their day-to-day activities are limited because of a health problem or disability which has lasted, or is expected to last, at least 12 months.




Over 85% of those surveyed are British, Welsh, Northern Irish, Scottish. With a small number of other ethnicities reported



90.68%

of surveyed population is largely heterosexual, with a small number of people having a bisexual or gay/lesbian sexual orientation and the balance preferring not to say



37.14%

of respondents are a primary carer for a child or children under 18

6.43%

look after or care for someone with long term physical or mental ill health caused by disability or age (not in paid capacity) between 1-19 hours a week



Percentage who did not have a parent who attended University or gained a degree by time they were 18 years old

63.37%

46.07%

attended state-run or state-funded schools (non-selective)

5% Schooled outside of the UK